



Download from  
**Dreamstime.com**

This watermarked comp image is for previewing purposes only.



ID 35103813

© Yulia Gapeenko | Dreamstime.com


[BIM 360 Glue 2016 64 Bit Free Download](#)

## Coordination Model

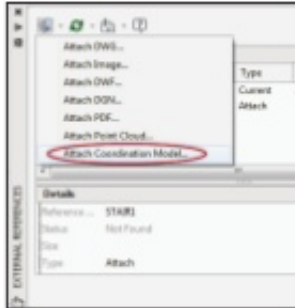
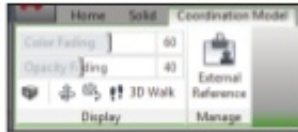
### Navisworks

Now you can attach coordination models to a drawing! The Attach command and the Xref Manager now have options for Autodesk® Navisworks® files (NWD or NWC).

The new Attach Coordination Model dialog contains typical controls such as path type, insertion point, etc.



Selecting the coordination model displays the contextual ribbon tab with options to control the display through fading.



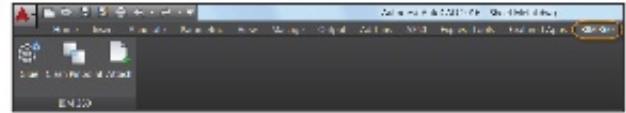
**TIP** You can also attach Navisworks files using the new `CMATTACH` command.

**NOTE** To attach coordination models, you need a 64-bit system and hardware acceleration must be on.

### BIM 360

AutoCAD 2016 makes it easy to access Autodesk® BIM 360® Glue™ software for model sharing and clash detection. Attach

single or merged models to your AutoCAD drawings using the Attach tool on the BIM 360 ribbon tab.



Access your BIM 360 Glue projects directly from AutoCAD by signing into A360 and selecting the project host.

Adjust the color and opacity fading on the contextual ribbon tab.

**NOTE** AutoCAD 2016 automatically loads the latest version of the attached BIM 360 Glue model.



[BIM 360 Glue 2016 64 Bit Free Download](#)



Download from  
**Dreamstime.com**

This watermarked comp image is for previewing purposes only.



ID 35103813

© Yulia Gapeenko | Dreamstime.com

---

c72721f00a